

Forage Boxes

B58 XL, XLT, XLS & XLN

With CVT Transmission



More upright posts aren't always the best solution for rigidity. Dion engineers opted instead for a system of 'tie rods' that connect both sides of the box, through the frame, at each upright post. This in conjunction with 20 ga Galvalume® with 3/4" (91.9 cm) ribbing, results in remarkable rigidity. On top of that, at every rib, self-locking nuts and bolts ensure years of durability.

Advantages

Models	Front Unload				Front And Rear Unload			Rear Unload		
	XL (16')	XLT (19')	XLS (22')	XLN (25')	XLT (19')	XLS (22')	XLN (25')	XLT (19')	XLS (22')	XLN (25')
Main Apron Chain (Pintle Chains)	667H	667H	667X	667X	667H	667X	667X	667H	667X	667X
Combined Ultimate Strength (lb)	40 000	40 000	60 000	60 000	40 000	60 000	60 000	40 000	60 000	60 000
Power Source: Front Drive	540 PTO				540 PTO			-		
Rear Drive	-				Hydraulic Motor			Hydraulic Motor		
Cross Feed, Left Side or Right Side Discharge	CA550 Roller Chain 22" Wide W/Welded Slats				CA550 Roller Chain 22" Wide W/Welded Slats			-		
Beaters Drive	Oil bath Spur Gear				Oil bath Spur Gear			-		
Unloading Beaters (3)	18" dia. x 330 Fingers Variable Belt				18" dia. x 330 Fingers Variable Belt			-		
Main Apron Drive System "CVT" (Continuously Variable Transmission)	Bronze Gear and Sprocket 1.75" Stress Proof Shaft				Bronze Gear and Sprocket 1.75" Stress Proof Shaft			Hydraulic Motor Sprocket and Chain 1.75" Stress Proof Shaft		
Side Material	Galvalume® 20 ga				Galvalume® 20 ga			Galvalume® 20 ga		
Floor	1/4" Thick Polyethylene Covered Plywood				Polyethylene Covered Plywood			Polyethylene Covered Plywood		
Frame Structure	Channel Type All Bolted				Channel Type All Bolted			Channel Type All Bolted		
Rear Endgate	Maintenance Access				Automatic Lock/Unlock			Automatic Lock/Unlock		
Emergency Stop Clutch	Standard				Standard			-		
Tie-Down Chain	Standard				Standard			Standard		
Crossfeed Cleanout Door	Standard				Standard			-		
Transport Lights	Standard				Standard			Standard		
Hydraulic Hose and Coupling Kit	-				Standard			Standard		



The latest addition to the B58 series, the **XLN**

The same great Dion Forage Box, now in a bigger size! Measuring 25', the B58 XLN is our biggest Forage Box yet. The XLN is built with the same tried and true construction principals as the rest of the B58 lineup. Multiple configurations are available to make sure there is a B58 XLN that fits your farm's needs.

Heavy-duty Trailer for Forage Boxes

In addition to wagons Dion also offers heavy-duty trailers for forage box mounting.

Standard features include:

Pivot Tongue with suspension

The 45° of bidirectional swivel reduces binding and increases safety.

Tandem Spring Suspension

Absorbs the shocks generated by rough terrain reducing stress on your equipment and creating a smoother ride.

Hydraulic Jack

Let your tractor do the work. Saves time, and your back.

Four wheel hydraulic high performance disc brakes

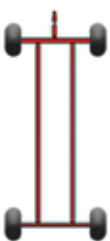
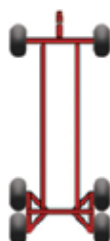


Make sure you can stop safely while transporting these heavy loads on public roads.

550/45R22.5 Flotation Tires

Standard on both the HD-360BT (18 ton) and HD-500BT (25 ton).

Wagon options for forage boxes

Dion offers five different wagon models for forage box mounting. All Dion wagons come **standard** with greasable automotive-style ball joints. Retractable tongue with tongue spring balancer. Tapered roller bearings on the steering assembly and adjustable reaches.

Models	HD-205	HD-275	HD-265	HD-208H	HD-308H
Capacity	12 ton (24 000 lb)	14 ton (28 000 lb)	16 ton (28 000 lb)	16 ton (32 000 lb)	20 ton (40 000 lb)
Spindles	2.25" Dia. C1045 Cold Rolled	2.75" Dia. C1045 Cold Rolled	2.25" Dia. C1045 Cold Rolled	2.25" Dia. C1045 Cold Rolled	3" Dia. C1045 Cold Rolled
Hubs	8 Bolts (6 500 lb)	8 Studs (8 000 lb)	8 Bolts (6 500 lb)	8 Bolts (6 500 lb)	8 Studs (12 000 lb)
Front Axel	7 x 3 x .25" Wall	8 x 3 x .25" Wall	7 x 3 x .25" Wall	7 x 3 x .25" Wall	8 x 3.5 x .25" Wall
Rear Axel	7 x 3 x .25" Wall	8 x 3.5 x .25" Wall	7 x 3 x .313" Wall	7 x 3 x .313" Wall	8 x 4 x .25" Wall
Brakes (Optional)	2 Wheel Free Backing Surge Breaks or 2 Wheel HD Hydraulic Disc Brakes (Remote)	2 Wheel Free Backing Surge Breaks or 2 Wheel HD Hydraulic Disc Brakes (Remote)	2 or 4 Wheel Free Backing Surge Breaks	2 or 4 Wheel Free Backing Surge Breaks	2 or 4 Wheel HD Hydraulic Disc Brakes (Remote)
Tongue Bracket Mounting	1.5" Bolt Bearing Mounted	1.5" Bolt Bearing Mounted	1.5" Bolt Bearing Mounted	1.5" Bolt Bearing Mounted	1.5" Bolt Bearing Mounted
Tongue Bolt	1.125" Dia.	1.125" Dia.	1.125" Dia.	1.125" Dia.	1.125" Dia.
Tongue Latch	Retractable Automatic Lock	Retractable Automatic Lock	Retractable Automatic Relock	Retractable Automatic Relock	Retractable Automatic Relock
Reach Poles	3" O.D. x .188" Wall Round Tube	3" O.D. x .188" Wall Round Tube	3" O.D. x .188" Wall Round Tube	3" O.D. x .188" Wall Round Tube	3" O.D. x .188" Wall Round Tube
Bolster Stakes	Adjustable 38.5", 40.5", 42.5"	Adjustable 30", 40", 42"	Fixed 42.5"	Fixed 42.5"	Fixed 42.5"
Weight	1010 lb	1120 lb	1290 lb	1720 lb	2450 lb
Model Diagram					
B58 XL 16'	x	x			
B58 XLT 19'		x	x	x	x
B58 XLS 22'				x	x
B58 XLN 25'					x

Specifications

Models	Front unload				Front And Rear Unload			Rear Unload		
	<i>XL (16')</i>	<i>XLT (19')</i>	<i>XLS (22')</i>	<i>XLN (25')</i>	<i>XLT (19')</i>	<i>XLS (22')</i>	<i>XLN (25')</i>	<i>XLT (19')</i>	<i>XLS (22')</i>	<i>XLN (25')</i>
Capacity (cu. ft.) ASAE S238.1										
Without roof	720	860	1000	1147	874	1014	1161	843	983	1117
With roof	880	1048	1215	1393	1064	1230	1408	1023	1200	1364
Inside (in): Width	88	88	88	88	88	88	88	88	88	88
Height, floor to roof	96	96	96	96	96	96	96	96	96	96
Overall (in): Length	230	266	302	338	281	317	353	222	258	317
Width	107	107	107	107	107	107	107	101	101	101
Height, Without Wagon	119	119	119	119	119	119	119	119	119	119
Weight (lb)	4500	4950	5400	5850	5450	5900	6350	3950	4400	5900
Unload Speed (fpm): Front	2 to 11	2 to 11	2 to 11	2 to 11	2 to 11	2 to 11	2 to 11	—	—	—
Rear	—	—	—	—	25 at 16 USgpm	25 at 16 USgpm	25 at 16 USgpm	25 at 16 USgpm	25 at 16 USgpm	25 at 16 USgpm

Optional Equipment




Formed roof molded with 20 ga Galvalume® for maximum rigidity



Front **hydraulic drive**



Hydraulic controls for cross conveyor extension, side conveyor and main apron



Fold Up 18" (46 cm) **cross conveyor extension**



Receiver **box kit** (standard on B58XLN)



Truck mounting kit also available


Your best choice for harvesting equipment since 1920



Dion's products have over 95 years of service to farmers.

Today Dion is at the forefront in the conception, design and manufacturing of agricultural equipment. Our rotary, row independent, corn heads for pull-type forage harvesters are just one of our products putting industry leading technology within the reach of everyone.

Our vision of modern, efficient & performance oriented equipment allows us to see a promising future filled with quality products like you've come to expect from the Dion brand



**Come see us
in action on**

You Tube



Printed in Canada

V01E0115



429, Côte Sud
Boisbriand, Québec, Canada J7E 4H5

www.dion-ag.com
info@dion-ag.com

T: **450 437-3449**
F: 450 437-8176