

Agricultural Products



Implement Caddy



The Implement Caddy by MK Martin converts your 3PH implements to trailed versions when access to a 3PH equipped unit is not available. Hydraulically raise and lower caddy to desired height. This alternative to conventional 3PH mounting allows greater flexibility over your work force.

Model	SCIC250	SCIC1700
Width	125"	152"
MAX HP	250	500
Weight (LBS.)	2,062	7,750
Lift Cyl.	3-1/2 x 16	5 x 14
Lift Capacity (LBS.)	12,000	20,000
Category	CAT. 2 & 3	CAT. 4
Tires	12.5L	16.5 x 16.1



Standard Features

- Viewing Windows
- LED Road Lights
- Front Ladder
- Unloading Door includes metering door
- Solid Welded Box Interior

Model	MK 2750			MK 4000	
Extension	N/A	8"	12"	N/A	8"
Capacity (Bushels)	270	315	340	400	465
Hopper Construction	14 GA.			12 GA.	
Under Structure	3" x 6" .188" wall rectangular tubing			3" x 6" .188" wall rectangular tubing	
Unloading Door	35" width			45" width	
Chute Height	16"-20"			17"-20"	
Box Dimensions					
Length	144"	144"	144"	175"	175"
Width	88"	88"	88"	101"	101"
Height (less wagon)	80"	88"	92"	84"	92"
Height (wagon & 22.5" wheel)	104"	112"	114"	116"	124"
Wheel Base	98"			120"	

Gravity Box



Optional Equipment

- Horst Running Gear
- Center Dump Deflector
- Box Divider
- Grain Shield Tarp Kit

MK 5000			MK 6500	
N/A	8"	12"	N/A	8"
500	570	605	645	745
12 GA.			12 GA.	
4" x 8"			4" x 8"	
.188" wall rectangular tubing			.188" wall rectangular tubing	
57" width (standard) 28" width x2 (divider)			57" width (standard) 28" width x2 (divider)	
17"-21"			16"-20"	
196"	196"	196"	229"	229"
101	101	101	115"	115"
89"	98"	101"	91"	99"
123"	131"	135"	125"	133"
142"			156"	



New from your trusted harvest partner comes a new line of grain carts. Available in either 650 or 850 bushel models the grain carts are ready to take the field when you are.

The hydraulic front folding auger design increases operator visibility, provides more reach, and requires less repositioning during the unloading process. The chute is equipped with a hydraulic hood to better control the placement of your grain.

All sides of the hopper angle toward the augers sump ensuring virtually all grain is picked up and transferred through the auger. A clean out hatch is provided to ensure 100% of the grain is reclaimed from the grain cart.

Optional Equipment

- Grain Shield Tarp Kit

Grain Cart



Model	MK 650	MK 850
Capacity (Bushels)	650	850
Unload Time (Approx.)	2 mins	2 mins
Auger (One Vertical)	16"	18"
Auger Height	160"	160"
Auger Chute Deflector	N/A	Hydraulic
Weight (Approx.) (LBS.)	7,050	9,200
Tongue Weight (Empty) (LBS.)	1,000	1,000
Tongue Weight (Loaded) (LBS.)	3,400	3,400
PTO (RPM)	1,000	1,000
Hopper Material	12 GA. Steel	12 GA. Steel
Undercarriage (Construction)	8" x 4" x 1/4" Tubing	8" x 4" x 5/16" Tubing
Axle	5" x 5" x 1/2" Tubing	5" x 5" x 1/2" Tubing
Tire Size (Ply)	800/65 R32	30.5 x 32 (12)
Hubs	10 Bolt	10 Bolt
Rims	27 x 32	27 x 32
Spindles	5" diam.	5" diam.



Forage King - Bale Handler



The Forage King Bale Handler is constructed of 1x1x100w tubing giving it unmatched strength in its class. 1 sealed bearings on all shafts make it a low maintenance piece of equipment to care for. The undercarriage is constructed of 2x2x125w tubing with 2,500 LBS. spindles on the axes.

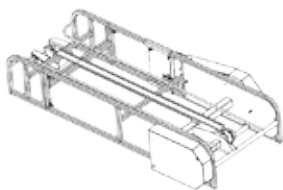
Elevators over 46' in length must be ordered with a cable truss kit. All undercarriage kits come with the required chain side lifters.

Features

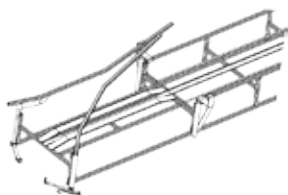
- 1" shafts that turn on sealed ball bearings
- 7-tooth cast sprockets on keyways
- No. 55 detachable link carrier chain
- Heavy, durable 1" square tubing overall
- Comes in sections so system bolts together in any configuration as required

Model	Description	Length
MTS	Undercarriage for Elevators	26' - 35'
MTL	Undercarriage for Elevators	36' - 46'
MTLX	Undercarriage for Elevators	46' - 55'
MTK	Truss Kit for Elevators	over 46'

Forage King - Bale Handler



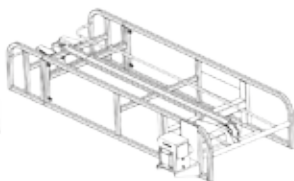
MB4 Basic Drive



MD4 Diverter Section



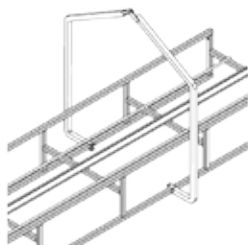
MMD Movable Diverter



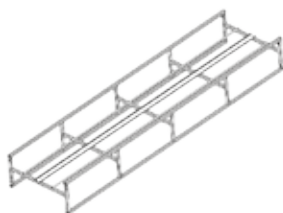
MB4G Gearbox Basic Drive



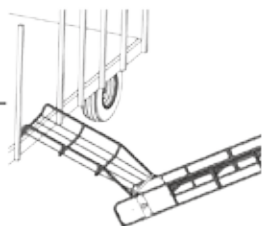
MTD Transfer Drive



MMH Mow Hangers



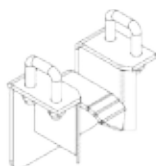
Center Sections



MBC Bale Chute

Model

MC2 MC4 MC8 MC10



MSL Slide Chain Lifter



The Strip Cat is fully adjustable to your field conditions. Available in a 3PH or Trailed version the Strip Cat can be set up for either liquid or dry fertilizer application allowing an all in one tilling and fertilizing solution.



- | | |
|---|------------------------|
| 1 Hydraulic Reset | 4 Mole Knives |
| 2 Row Depth Control & Residue Sizing | 5 Berm Builders |
| 3 Sunco Trash Managers | 6 Pack Wheels |



Benefits

- Reduces field travel and compaction
- Improves fertilizer management
- Reduces soil erosion
- Increases germination









Features








- Choose from 4-6-8-12-16 Row Units
- Standard 30" Spacing (Optional 22" Spacing)
- Independent row units with adjustable down pressure
- Dry lube bushings in joints
- Adjustable IRD Depth wheels
- 20" notched coulters (30% more cutting)
- Sunco Trash Managers to clean the tilled strip
- Independent spring loaded berm builders (height and angle adjustment)
- Dual wheel packers with adjustable down pressure
- All pull pin adjustments

STRIP CAT ROW UNIT ORDER

Main Unit SCBRU 	Slitter Coultter A SCSNC B SCSWC 	Trash Manager Set SCSTM 	Knife Point A SCSTPO B SCLDPO 
Floating Trash Manager Head ST-5011196 Blank if not required 	Fixed Knife Adaptor 22855 Not used with Hyd Tripper 	Knife Shank A SCKLSTS B SCKLSTL 	
Independent Berm Builder 1-SCNIBBD 2-SCNIBBC 	Packer/Berm Enhancer A SCBPY B SCBPW C SCBE 	Row Depth Gauge A SCIRDT B SCIRD L 	

STRIP CAT TOOLBAR

Hydraulic Knife  SCHTA6R30 A 6-30 Row Hydraulic Knife Tripper  SCHTA8R30 B 8-30 Row Hydraulic Knife Tripper  SCHTA12R30 C 12-30 Row Hydraulic Knife Tripper  SCHTA16R30 D 16-30 Row Hydraulic Knife Tripper  SCHTA18R22 E 18-22 Row Hydraulic Knife Tripper	Gauge Wheel  SCSGW A Standard Gauge Wheel Set  SCPDGW B Pump-Drive Gauge Wheel Set  SCLGW C Inside Gauge Wheel Winged Toolbar
--	--

Toolbar  SCTB6R30 A 6 Row 30" c-c Toolbar  SCTB8R30 B 8 Row 30" c-c Toolbar  SCTBF12R30 12 Row 30" c-c Toolbar  SCTBF16R30 16 Row 30" c-c Toolbar  SCTBF18R22 18 Row 22" c-c Toolbar	Trailer Hitch  SCTDF A Standard Trailer Hitch  SCNTDF B Narrow Trailer Hitch
---	---

Strip Cat

		6 Row (30" Rigid)	8 Row (30" Rigid)	12 Row (30" Folding)	16 Row (30" Folding)	18 Row (22" Folding)
SCTB6R30	6 row 30" tool bar	1	-	-	-	-
SCTB8R30	8 row 30" tool bar	-	1	-	-	-
SCTBSF12R30	12 row 30" Stack N Fold	-	-	1	-	-
SCTB12R30	12 row 30" tool bar	-	-	1	-	-
SCTBSF16R30	16 row 30" Stack N Fold	-	-	-	1	-
SCTB16R30	16 row 30" tool bar	-	-	-	1	-
SCTB28R22	18 row 22" tool bar	-	-	-	-	1
SCBRU	Generation II row unit	6	8	12	16	18
SCSNC	Notched Coulter	6	8	12	16	18
SCSWC	Wavy Coulter	6	8	12	16	18
SCSTM	Sunco Trash Manager	6	8	12	16	18
ST5011196	Floating Trash Manager mnt	6	8	12	16	18
SCIRDT	Depth Gauge Wheel (set)	6	8	12	16	18
SCIRDC	Coulter Depth Gauge Wheel	6	8	12	16	18
22855	Fixed Knife Adaptor	6	8	12	16	18
SCNIBBD	Independent Berm Builder (cupped)	6	8	12	16	18
SCNIBBC	Independent Berm Builder (wavy)	6	8	12	16	18
SCBPT	Berm Packer (urethane)	6	8	12	16	18
SCBPW	Berm Packer (wire)	6	8	12	16	18
SCBE	Berm Enhancer	6	8	12	16	18
SCKLSTS	Knife Shank w/repl. Point (liquid)	6	8	12	16	18
SCKLSTL	Knife Shank w/repl. Point (liquid/dry)	6	8	12	16	18
SCHTA6R30	6 row 30" hydraulic tripper	1	-	-	-	-
SCHTA8R30	8 row 30" hydraulic tripper	-	1	-	-	-
SCHTASF12R30	12 row 30" hydraulic tripper (For Stack N Fold)	-	-	1	-	-
SCHTA12R30	12 row 30" hydraulic tripper	-	-	1	-	-
SCHTASF16R30	16 row 30" hydraulic tripper (For Stack N Fold)	-	-	-	1	-
SCHTA16R30	16 row 30" hydraulic tripper	-	-	-	1	-
SCHTA18R22	18 row 22" hydraulic tripper	-	-	-	-	1
SCSGW	Standard Gauge Wheel (set)	1	1	1	1	1
SCPDGW	Pump Drive Gauge Wheel (set)	1	1	1	1	1
SCTDF	Trailer Hitch	1	1	1	1	1
SCSTPO	Replacement knife point (mini Mole)(Parts)	6	8	12	16	18
SCLDPO	Replacement knife point (low draft)(Parts)	6	8	12	16	18



Stack N Fold Toolbar



The Stack N Fold Toolbar from MK Martin is designed to provide safe and easy transport of Strip Cat strip till systems. By stacking both end sections over the center section, the Stack N Fold Toolbar quickly reduces the overall width providing easier transport from field to field. The over centre design and locking pins ensure that the end sections remain securely in place during travel and when in storage.

Stack N Fold Toolbars can be configured with 2 to 4 remotes allowing you to control each side of the toolbar separately. This allows for easier service and maintenance, as well as for custom operations when you may not need the full width of the Strip Cat such as on headlands and point rows.



Features

- Available from 8-Row to 18-Row
- Allows for parallel horizontal stacking of row units
- Ideal for transport and storage
- Equipped with 2 large cylinders (5x30 fold cyl.)
- Equipped with 2 small cylinders (2x4)
- Requires 2 to 4 remotes depending on configuration