



Quality Products Since 1968

## Vertical TMR Feed Mixers - Single Screw Trailer

### Standard Features

- ♦ Standard side discharge with slide chute
- ♦ Large diameter auger with 5/8" thick flighting
- ♦ Tungsten coated knives
- ♦ Adjustable knives for more aggressive mixing action
- ♦ Adjustable and replaceable hitch for ease of hook on various draw bar heights
- ♦ 3/4" thick adjustable hay restrictor plates
- ♦ PTO drive assembly with shear bolt for equipment protection
- ♦ Exclusive multi-lobe PTO drive shaft that provides constant lubrication
- ♦ Door cylinder equipped with relief valve protection
- ♦ Planetary drive system with easily accessible service and maintenance lubrication points
- ♦ Rear light kit
- ♦ Safety chains
- ♦ All single screw vertical mixers come complete with a 4-point Digi-Star weigh bar scale system including a basic read up, read down electronic indicator

### Options

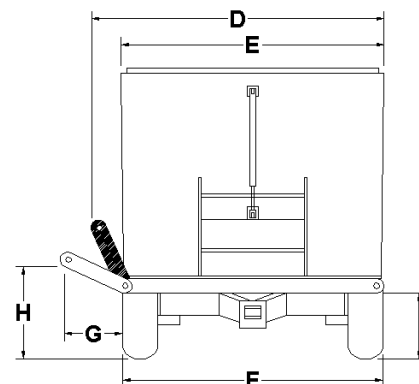
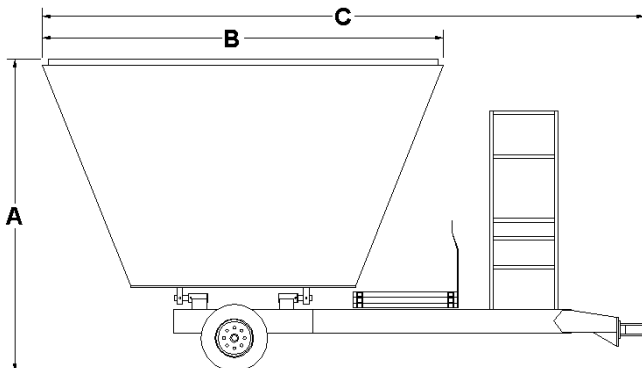
- ♦ Hydraulic cross conveyor to feed both sides
- ♦ Hydraulic raise & lower discharge conveyor extensions in many lengths
- ♦ Magnet kit available for slide chute or unloading conveyor
- ♦ Two speed gearbox for better mixing power
- ♦ Hydraulic shifter for two speed gearbox
- ♦ Chain overflow kit to retain light mixes in tub
- ♦ Rubber extension for larger capacity mixes
- ♦ Ladder platform
- ♦ 2<sup>nd</sup> sweep on augers
- ♦ Upgrade to various electronic scale indicators and accessories
- ♦ Knife option – carbide tip
- ♦ Stainless liner – walls, floor or auger available
- ♦ Rear wireless camera

Manufactured by:

**Helm Welding (1983) Limited**

MODEL	1330	1380	1420	1480
<b>Base Mixing Capacity (cubic feet)</b>	<b>330</b>	<b>380</b>	<b>420</b>	<b>480</b>
<b>Capacity with 9" rubber extension (cubic feet)</b>	<b>380</b>	<b>420</b>	<b>480</b>	<b>560</b>
A - Overall Height	100	108	102	114
B - Tub Length	135	139	145 ½	149 ½
C - Overall Length	212	214	215	219
D - Overall Transport Width				
- Slide Chute	94	94	102	102
- Bi-direction conv.	102	102	102	102
- 36" Conveyor Extension	110	110	110	110
E - Tub Width	91 ½	91 ½	102	102
F - Tread Width	96	96	96	96
G - 36" Conveyor Ext				
- lowest position reach	28	28	28	28
H - 36" Conveyor Ext				
- min. unloading height	35	35	35	35
- max. unloading height	50	50	50	50
I - Bi-direction Cross Conv.				
- max. unloading height	24	24	24	24
Scale System	4 - Point	4 - Point	4 - Point	4 - Point
Tires	12.5Lx15(2)	19.0/45-17(2)	19.0/45-17(2)	19.0/45-17(2)
Number of Augers	1	1	1	1
Tungsten Coated Knives (qty)	6	6	7	8
Auger Flighting (thickness)	5/8	5/8	5/8	5/8
Floor Thickness (excluding 5/8" support plates)	3/4	3/4	3/4	3/4
Hopper Wall (thickness)	1/4	1/4	1/4	1/4
Door Opening (width x height)	40 x 24	40 x 30	40 x 24	40 x 30
PTO (1000 rpm optional)	540 rpm	540 rpm	540 rpm	540 rpm
Approx. Weight c/w cross conveyor & ext. (Lbs.)	8,240	8,610	9,890	10,150

Unless otherwise indicated, all dimensions are in inches and pounds with standard equipment installed. Specifications subject to change without notice. Certain features shown may be optional.





Quality Products Since 1968

## Vertical TMR Feed Mixers - Single Screw Stationary

### Standard Features

- ♦ Large diameter auger with 5/8" thick flighting
- ♦ Tungsten coated knives
- ♦ Adjustable knives for more aggressive mixing action
- ♦ 3/4" thick adjustable hay restrictor plates
- ♦ Manual door opener
- ♦ Standard safety grate on top of bin
- ♦ Standard side door opening (right or left side) with discharge chute
- ♦ Standard two speed gearbox
- ♦ Electric motor drive with belts and pulleys
- ♦ Planetary drive system with easily accessible service and maintenance lubrication points
- ♦ Standard stands 17" high (14" under discharge chute)
- ♦ Available with a Digi-Star 4 point scale system with basic read up read down indicator (easily added afterward if not ordered at purchase)

### Options

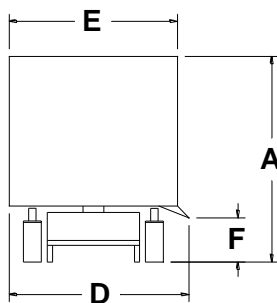
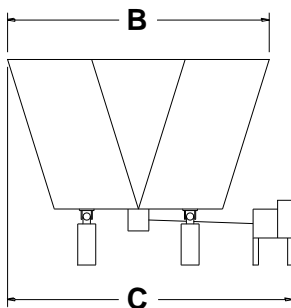
- ♦ Upgrade to various electronic scale indicators and accessories
- ♦ Magnet in discharge chute
- ♦ Door opener options (manual, gear driven electric, hydraulic)
- ♦ Door opening position (left, right or opposite the drive)
- ♦ Higher stands (up to 48" under discharge chute)
- ♦ Stainless steel liner (walls, floor or auger available)

Manufactured by:

**Helm Welding (1983) Limited**

MODELS	210VS	320VS
<b>Base Mixing Capacity (cubic feet)</b>	<b>210</b>	<b>320</b>
A – Overall Height (with standard stands)	88”	88”
B – Tub Length	112”	131”
C – Overall Length	118”	137”
D – Overall Width	80”	99”
E – Tub Width	72”	91”
F – Floor to Chute min. (with standard 17” stands)	14”	14”
Scale System (if ordered)	4 - Point	4 - Point
Number of Augers	1	1
Tungsten Coated Knives (qty)	6	6
Auger Flighting (thickness)	5/8	5/8
Floor Thickness (excluding 5/8” support plates)	5/8	5/8
Hopper Wall (thickness)	1/4	1/4
Door Opening Width	24	24
Approximate Weight (Lbs.)	5150	6450

Unless otherwise indicated, all dimensions are in inches and pounds with standard equipment installed. Specifications subject to change without notice. Certain features shown may be optional



***Roughage Limits***  
*Recommended maximum roughage (good quality alfalfa hay) as follows:*  
 Model 210VS – 200 lbs.  
 Model 320VS – 600 lbs.



Quality Products Since 1968

### Vertical TMR Feed Mixers - Single Screw Truck Mounts

Truck mounted mixers are designed to fit the farmer's special needs.

Any of our single screw trailer models can be mounted on trucks.

Various drive and discharge options are available.

Contact your local dealer or Helm Welding directly for special requirements and pricing on a proven, well manufactured truck mount mixer.

Manufactured by:

**Helm Welding (1983) Limited**